

Reinforced Cut-off Wheels for Right Angle Grinders

Premier RedCut Reinforced Zirconia Alumina/Aluminum Oxide Abrasive Blend

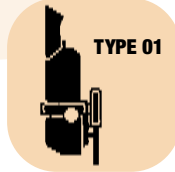
Features

- Premier performing zirconia alumina/aluminum oxide abrasive blend in a free cutting bond
- Unique, high-strength, reinforced construction
- Extra thin

Benefits

- 3 times the life and 2 times the cut rate of standard A/O wheels
- Smooth cutting action that minimizes burn and burrs and operator fatigue
- Maximum productivity; lowest total grinding costs
- Provides strength for use on right angle grinders
- Flexible, resilient; resists breakage
- Less binding; quick cutting action

Excels on a broad range of materials, from alloys and stainless to gray iron.



TYPE 01



PART NO.	WHEEL SIZE	GRADING	MAX. RPM	WHEELS/ BOX
----------	------------	---------	----------	-------------

For Steel/Stainless Steel/Metal

Type 01 - For Right Angle Grinders

05539566206	4-1/2 x 1/16 x 7/8	ZA60-Q	13,580	25
05539566207	5 x 1/16 x 7/8	ZA60-Q	12,225	25
05539566208	6 x 1/16 x 7/8	ZA60-Q	10,185	25

Safety Tip

- Contact your machine vendor for proper flanges and guards when using Type 01 wheels on right angle grinders.
- Use Type 01 when proper cut-off guard and equal size flanges are available.



It is the user's responsibility to refer to and comply with ANSI B7.1

GoldCut Reinforced Aluminum Oxide Abrasive

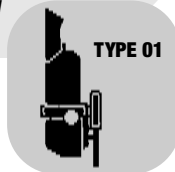
Features

- Quality aluminum oxide abrasive
- Advanced resin bond
- Unique, high-strength, reinforced construction
- Extra thin

Benefits

- Fast stock removal
- Free cutting action
- Long life, with no bounce
- Provides strength for use on right angle grinders
- Flexible, resilient; resists breakage
- Less binding; quick cutting action

For general purpose cutting of stainless steel, steel and metal material with a right angle grinder.



TYPE 01

PART NO.	WHEEL SIZE	GRADING	MAX. RPM	WHEELS/ BOX
----------	------------	---------	----------	-------------

For Steel/Metal

Type 01 - For Right Angle Grinders

05539563951	4 x .045 x 5/8	A46-Q	15,280	25
05539527224	4 x 3/32 x 5/8	A36-Q	15,280	25
05539563952	4-1/2 x .045 x 7/8	A60-Q	13,580	25
05539527225	4-1/2 x 3/32 x 7/8	A60-Q	13,580	25
05539563953	5 x .045 x 7/8	A60-Q	12,225	25
05539527226	5 x 3/32 x 7/8	A60-Q	12,225	25
05539509199	6 x .040 x 5/8	A60-Q	10,185	25
05539563954	6 x .045 x 7/8	A46-Q	10,185	25
05539527228	6 x 3/32 x 7/8	A60-Q	10,185	25
66252832324	7 x 1/16 x 7/8	A46-Q	8,600	25

Carbo Metal Reinforced Aluminum Oxide Abrasive

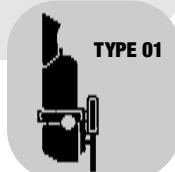
Features

- Quality aluminum oxide abrasive
- Extra thin
- Low initial cost per wheel

Benefits

- Quick cutting action
- Low kerf loss
- Ideal for on-site and small-unit jobs

Economical choice for initial-price-conscious customers with general purpose applications.



TYPE 01

PART NO.	WHEEL SIZE	GRADING	MAX. RPM	WHEELS/ BOX
----------	------------	---------	----------	-------------

For Steel/Metal

Type 01 - For Right Angle Grinders

05539561584	4-1/2 x .040 x 7/8	A60	13,580	25
05539561585	5 x .040 x 7/8	A60	12,225	25
05539561586	6 x .040 x 7/8	A60	10,185	25

Reinforced Cut-off Wheels for Right Angle Grinders

GoldCut Reinforced Aluminum Oxide Abrasive

Features

- Quality aluminum oxide abrasive
- Clean bond

- Extra thin, depressed center cutting-off wheels

- Specially reinforced

- Hubbed wheels

Benefits

- Burn-free cutting
- Works particularly well on stainless
- No sulphur, iron or chlorine in bond means no contamination of workpiece

- Quick cutting action
- Minimal kerf loss

- Added safety, strength and straight cuts

- Quick, tool-free changes increase productivity

Excellent choice for cutting all types of metals and various alloy steels.



These thin, depressed center wheels should be used for cutting only.

PART NO.	WHEEL SIZE	GRADING	MAX. RPM	WHEELS/ BOX
For Steel/Metal				
Type 27 - For Right Angle Grinders				
66252830584	4-1/2 x .045 x 5/8-11	A30	13,580	20
05539561551	4-1/2 x .045 x 7/8	A30	13,580	20
05539561553	5 x .045 x 7/8	A30	12,225	20
05539561554	6 x .045 x 7/8	A30	10,185	20
05539561555	7 x 1/16 x 7/8	A30	8,600	20
66252830585	9 x 1/16 x 5/8-11	A30	6,600	10

Spec Check

CUT-OFF WHEEL STARTING RECOMMENDATIONS BY MATERIAL

MATERIAL	IN-LINE GRINDERS	RIGHT ANGLE GRINDERS	CIRCULAR SAWS	PORTABLE GAS / ELECTRIC SAWS	STATIONARY SAWS	CHOP SAWS
ANGLE / CHANNEL IRON BAR / SHEET STOCK	PREMIER RED GOLD	PREMIER REDCUT	METAL	GOLD METAL	PREMIER RED GOLD LONG LIFE	PREMIER RED LONG LIFE GOLD LONG LIFE
METAL STUDS / TUBING	-	GOLDCUT	METAL	GOLD METAL	GOLD LONG LIFE	GOLD LONG LIFE
CAST IRON / PIPE	GOLD	GOLDCUT	METAL	GOLD METAL	GOLD FAST CUT	GOLD FAST CUT
STAINLESS / ALLOYS	PREMIER RED	PREMIER REDCUT	STAINLESS	GOLD METAL	PREMIER RED	PREMIER RED FAST CUT
ALUMINUM / BRASS / BRONZE	GOLD	GOLDCUT	METAL	GOLD METAL	GOLD FAST CUT	GOLD FAST CUT
CONCRETE / BRICK / BLOCK ASPHALT / GREEN CONCRETE	-	-	-	GOLD CONCRETE		
DUCTILE				GOLD DUCTILE		
PAINT / RUST / FIBERGLASS / PLASTIC	GOLD	GOLDCUT	METAL	-	GOLD FAST CUT	GOLD FAST CUT